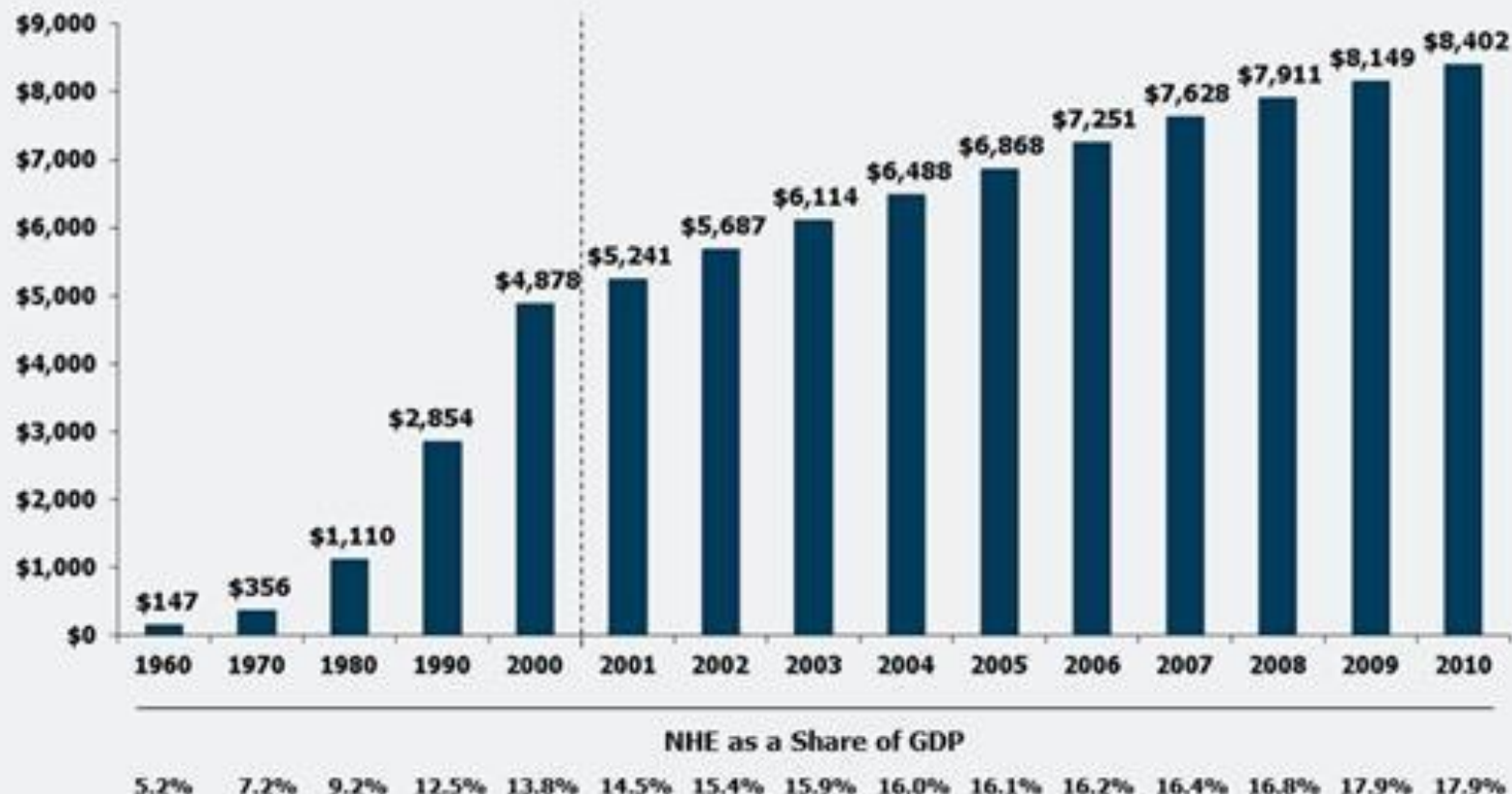


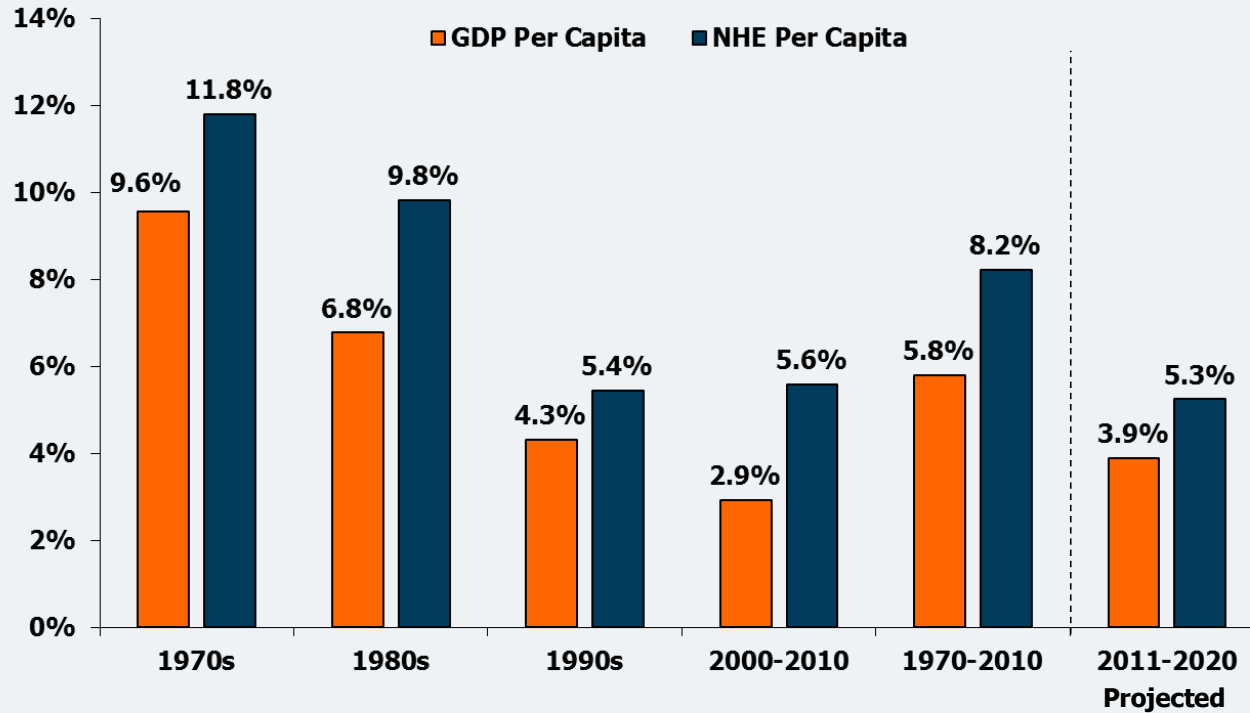
National Health Expenditures per Capita, 1960-2010



Notes: According to CMS, population is the U.S. Bureau of the Census resident-based population, less armed forces overseas and population of outlying areas, plus the net undercount.

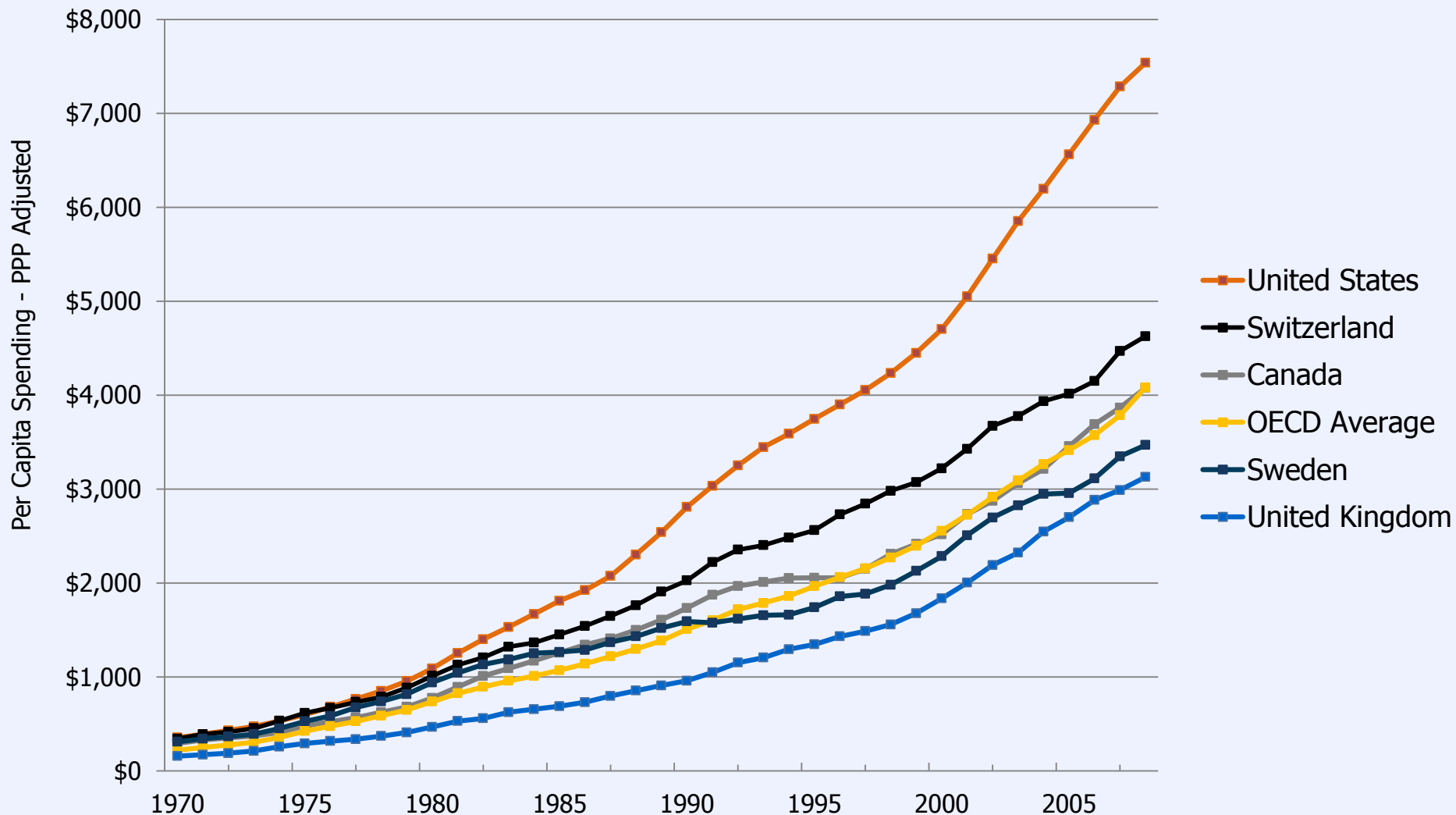
Source: Centers for Medicare and Medicaid Services, Office of the Actuary, National Health Statistics Group, at <http://www.cms.hhs.gov/NationalHealthExpendData/> (see Historical; NHE summary including share of GDP, CY 1960-2010; file nhegdp10.zip).

Average Annual Growth Rates for NHE and GDP, Per Capita, for Selected Time Periods



Source: Historical data from Centers for Medicare and Medicaid Services, Office of the Actuary, National Health Statistics Group, January 2012, at <http://www.cms.hhs.gov/NationalHealthExpendData/> (see Historical; NHE summary including share of GDP, CY 1960-2010; file nhegdp10.zip). Projections from Centers for Medicare and Medicaid Services, Office of the Actuary, National Health Statistics Group, July 2011, "National Health Expenditures 2010-2020," Table 1, <https://www.cms.gov/NationalHealthExpendData/downloads/proj2010.pdf>.

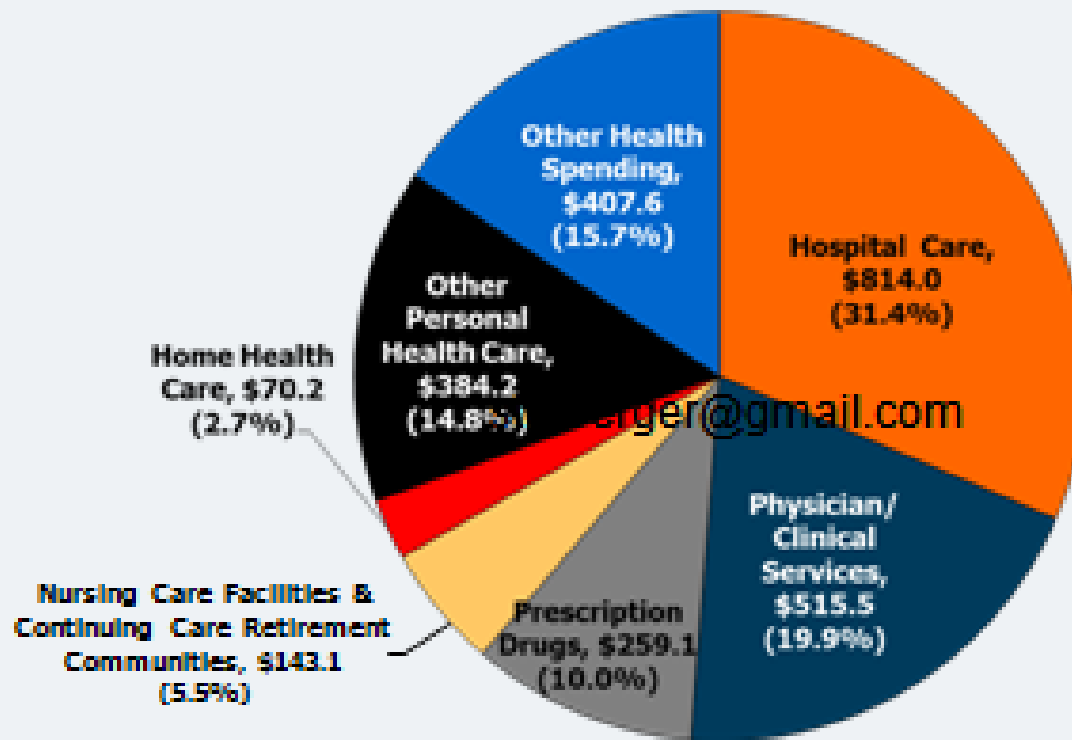
Growth in Total Health Expenditure Per Capita, U.S. and Selected Countries, 1970-2008



Source: "OECD Health Data", *OECD Health Statistics* (database).

Notes: Data from Australia and Japan are 2007 data. Figures for Belgium, Canada, Netherlands, Norway and Switzerland, are OECD estimates. Numbers are PPP adjusted.

Distribution of National Health Expenditures, by Type of Service (in Billions), 2010



NHE Total Expenditures: \$2,593.6 billion

Note: Other Personal Health Care includes, for example, dental and other professional health services, durable medical equipment, etc. Other Health Spending includes, for example, administration and net cost of private health insurance, public health activity, research, and structures and equipment, etc.

Source: Kaiser Family Foundation calculations using NHE data from Centers for Medicare and Medicaid Services, Office of the Actuary, National Health Statistics Group, at <http://www.cms.hhs.gov/NationalHealthExpendData/> (see Historical); National Health Expenditures by type of service and source of funds, CY 1960-2010; file nhs2010.zip).