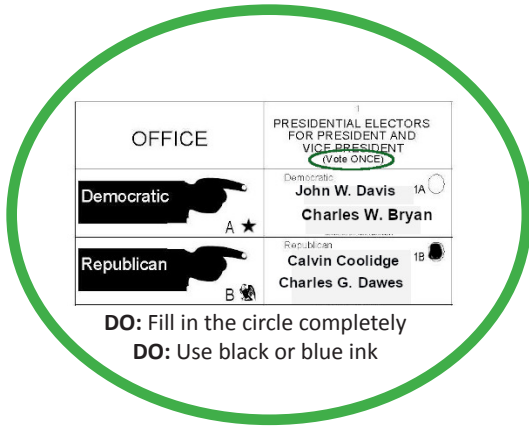


# MAKE SURE YOUR VOTE COUNTS

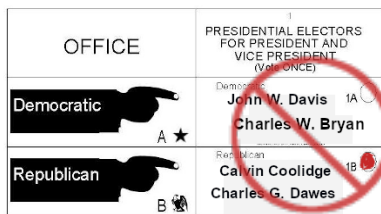
## Mark Your Ballot Correctly




**DO:** Fill in the circle completely  
**DO:** Use black or blue ink

Ballots not correctly marked might not be counted.

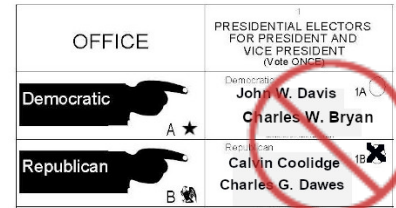
- **Don't correct mistakes** by erasing or crossing out. If you are voting in person and make a mistake or change your mind, **ask for a new ballot.**
- If you are voting by absentee ballot and make a mistake, **request a new ballot or vote in person.** To request a new ballot, call the Board of Elections at 585-753-1550. To vote in person, go to any early voting location or, on election day, go to your assigned polling place.
- You may **skip one or more races**, and your votes for other races will count.



**DON'T:** Use any color besides black or blue

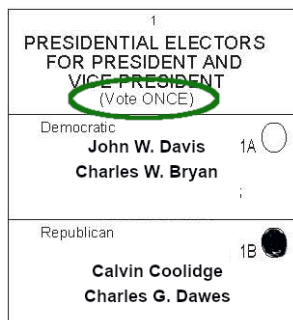


**DON'T:** Use a check mark

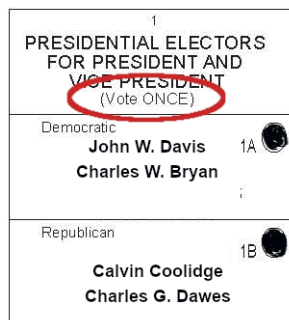


**DON'T:** Use an X

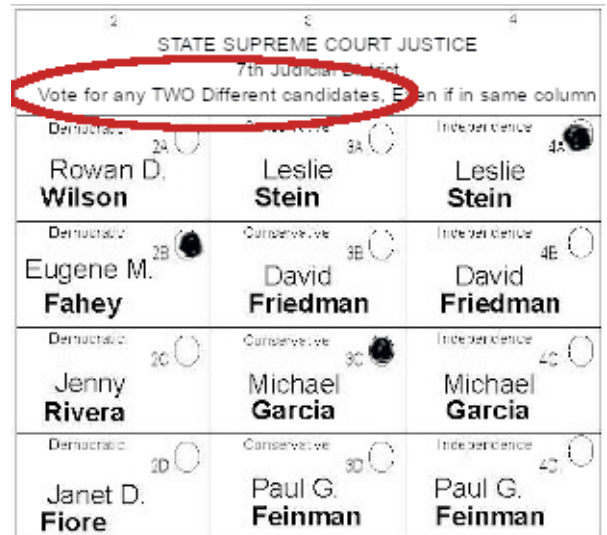
## Follow Instructions on How Many Times to Vote in Each Contest



**Correct number of ovals filled in.**  
 Vote **will** count



**Too many ovals filled in.**  
 Vote will **NOT** count



**Too many ovals filled in.**  
 Vote will **NOT** count

### Especially for Absentee Voting

- Be sure your ballot is clean with **no smears or tears.**
- **Be sure to sign** on the signature line on the envelope.
- Use the envelopes sent to you.
- Be sure to **seal the envelopes.** Do not use tape.
- Mail your ballot in plenty of time or deliver it to the Board of Elections office.
- Ballots can also be **delivered to any polling site** during early voting days or on Election Day.
- You may ask someone else to deliver your ballot to any of the above sites.